




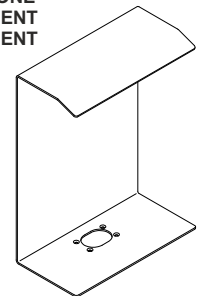
a.	Legenda e simboli	Légende des symboles	Key
	Segnala le parti del manuale da leggere con attenzione	Il signale les parties du manuel qui doivent être lues soigneusement	It indicates the parts of the manual to be read carefully
	Segnala parti riguardanti la sicurezza	Il signale les parties qui concernent la sécurité;	It indicates the parts related to safety;
	Segnala le informazioni dirette all' utente finale (utilizzatore)	Il signale les informations adressées à l'usager final (utilisateur)	It indicates the information aimed to the final user (consumer)

b.	Destinazione d'uso	Destination d'usage	Destination of use
	Supporto zincato e verniciato a polvere adatto all'installazione del quadro elettrico in prossimità del cancello (A richiesta) Fornito con piastra base di fondazione	Support galvanisé et enduit de poudre approprié pour installation protégée du cadre à proximité immédiate de la grille. (Sur demande) Livré avec la plaque de fondation	Galvanized and power coated support suitable for protected electric board installation in proximity to the gate. (On demand) Supplied with fixing plate

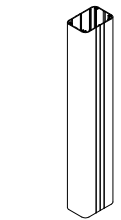
c.	Caratteristiche tecniche	Caractéristiques techniques	Technical features
300x400xH800	Dimensioni esterne (mm)	Dimensions extérieurs (mm)	External dimensions (mm)
300x150xH3	Piastra Fondazione (mm)	Plaque de fondation (mm)	Fixing plate (mm)
280x380x150P	Ingombri max interni (mm)	Max dimensions intérieur (mm)	Max internal dimensions (mm)
Materiale	Acciaio zincato e verniciato a polvere	Tôle galvanisée	Galvanized sheet metal
4.200g	Peso	Poids	Weight

d.	Installazione	Installation	Installation
	ATTENZIONE: Apportare modifiche non autorizzate dal fabbricante possono causare situazioni pericolose.	ATTENTION: Apporter des modifications pas autorisées par le fabricant peut causer des situations dangereuses.	WARNING: Make changes not authorized by the manufacturer may cause dangerous situations.

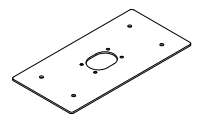
**DOTAZIONE
ÉQUIPMENT
EQUIPMENT**



Supporto in acciaio
Support en acier
Steel support



Montante in alluminio
Debout en aluminium
Anodized aluminium post

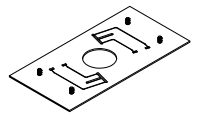


Piastra base in acciaio
Plaque de base en acier
Steel base plate

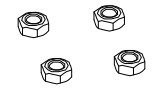


Vite Inox 4.8x19
8 x Vis Inox 4.8x19
Stainless steel screw 4.8x19

**ACCESSORI (art.AC01-PST)
ACCESSORIES
ACCESSOIRES**




Piastra fondazione
Plaque de fondation
Fixing plate

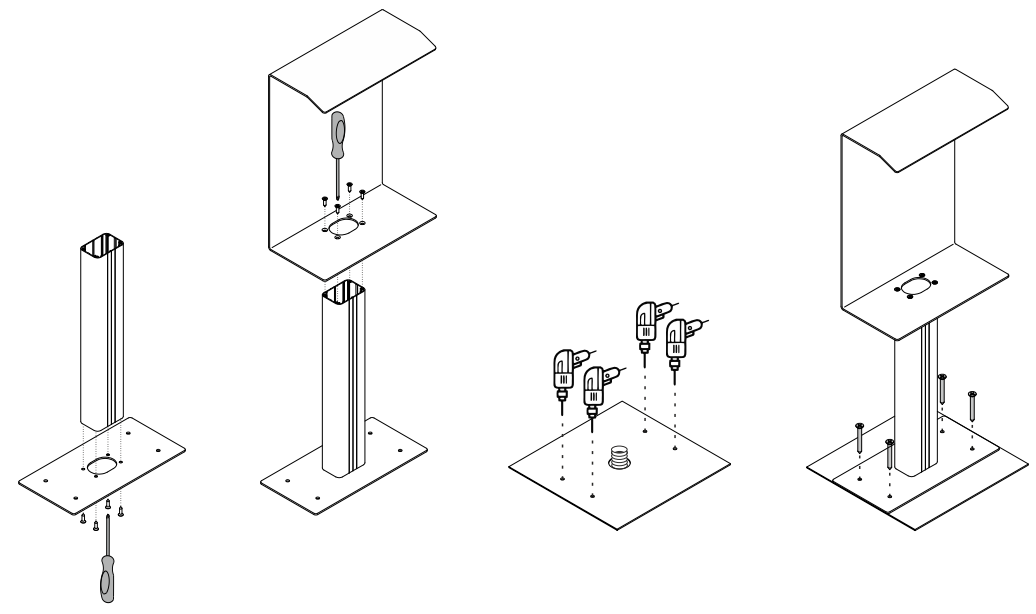



Dado inox M6
4 x Ecrou inox M6
M6 inox nut



Rondella inox M6
4 x Rondelle plate inox M6
M6 inox flat washer

d.1	Assemblaggio	Assemblage	Assembly
	Eseguire il montaggio del supporto quadro seguendo la sequenza indicata	Exécutez l'assemblage du support en suivant la séquence indiquée	Assemble the support following the sequence shown



d.2	Assemblaggio con piastra di fondazione (OPZIONALE)	Installation avec plaque de fondation (OPTIONAL)	Installation with fixing plate (OPTIONAL)
	Eseguire l'assemblaggio del supporto quadro seguendo la sequenza indicata	Exécutez l'assemblage du support en suivant la séquence indiquée	Assemble the support following the sequence shown

